

**• DAV PUBLIC SCHOOL SECL KORBA**  
**SUMMER VACATION HOMEWORK FOR CLASS UKG**  
**SESSION 2025-26**

**ENGLISH: - Write in Holiday Notebook.**

- A TO Z (Capital letter ten times)
- a to z (small letter ten times)
- Aa to Zz (ten times)

**HINDI: - Holiday काँपी में क से ह तक पांच बार लिखिए ।**

**MATHS: - Write in Holiday notebook.**

- Write Numbers 1 to 10 and draw same numbers of objects in math's (H.W. )vacation copy.

**EVS: -**

- Draw / paste picture of any ten body parts and write their initial letter sound on a chart paper.
- Learn five lines on "My family".

**RHYMES: -**

- Learn any two English and Hindi rhymes other than syllabus from YouTube.

**ACTIVITIES: -**

- Prepare a chart on summer season.
- Plant a seedling on your garden and take care of it. Take one photograph of you with that plant and paste in your scrap book.
- Prepare a chart on "A" vowel story .
- 

**Observation and Awareness skill**

Activity : - Identification of different types of weather.

Identification of seasonal fruits and vegetables.

Topic : - Weather chart and healthy eating

Time period : - 05-May-2025 To 30-May-2025

Method : - Draw four columns in your scrap book

a(date)

b (paste / draw)

c (draw / paste)

d (draw / paste)

Weather of the day

Fruits

Vegetables

**Note: - Take time to observe the weather of the day and fill-up in the chart accordingly. And draw /paste the picture cutout of the fruit and vegetable that you have eaten on that particular day.**

## हिन्दी और अंग्रेज़ी कहानी का रचनात्मक कार्य—

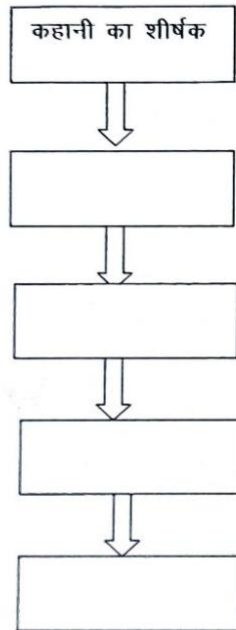
सामग्री— “4X6” नाप के चार या पाँच कार्ड बोर्ड, रंगीन रिबन, बोर्ड को कवर करने के लिए रंगीन चार्ट पेपर।

विधि— 1. कोई भी पंचतंत्र की एक हिन्दी और एक अंग्रेज़ी छोटी कहानी को याद करें।

2. कार्ड बोर्ड को रंगीन पेपर से कवर करें।

3. कहानी से संबंधित चार या पाँच चित्र बनाएँ या बने हुए चित्रों को काटकर बोर्ड पर चिपकाएँ।

4. कहानी को सुनाते समय इन कार्ड बोर्ड पर चिपकी तस्वीरों को एक-एक करके दिखाते हुए अपनी कहानी पूरी करें।



**Note:-**Take print of given below worksheet and complete it.

# Make H.W. notebook (copy) of 120 pgs. And complete your vacation work in it.

# Roll number wise students are advised to prepare chart

# Roll no 1 to 10 will prepare:- “a” vowel chart.

# Roll no. 11 to 20 will prepare chart on 5 sense organs .

# Roll no. 21 to 30 will prepare chart on Hindi letters with pictures ( क से ह )

\_\_\_\_\_

Name \_\_\_\_\_

## Alphabet Lowercase Letters

Write the lowercase letters.

a \_\_\_\_\_

b \_\_\_\_\_

c \_\_\_\_\_

d \_\_\_\_\_

e \_\_\_\_\_

f \_\_\_\_\_

g \_\_\_\_\_

h \_\_\_\_\_

i \_\_\_\_\_

j \_\_\_\_\_

k \_\_\_\_\_

l \_\_\_\_\_

m \_\_\_\_\_

n \_\_\_\_\_

o \_\_\_\_\_

p \_\_\_\_\_

q \_\_\_\_\_

r \_\_\_\_\_

s \_\_\_\_\_

t \_\_\_\_\_

u \_\_\_\_\_

v \_\_\_\_\_

w \_\_\_\_\_

x \_\_\_\_\_

y \_\_\_\_\_

z \_\_\_\_\_

I can write letters!

Aa

Bb

Cc

Dd

Ee

Ff

Gg

Hh

Ii

Jj

Kk

Ll

Mm

Nn

Oo

Pp

Qq

Rr

Ss

Tt

Uu

Vv

Ww

Xx

Yy

Zz

Practice writing your uppercase letters.



A B C D  
E F G H  
I J K L  
M N O P  
Q R S T  
U V W  
X Y Z

સહી અક્ષર ચુનો:

વ્યંજન

ક

ગ

હ

છ

જ

ઝ

ટ

ડ

ણ

ત

ધ

नाम: \_\_\_\_\_

तिथि: \_\_\_\_\_

अक्षर को चित्र से मिलाओ

क

.

.



ख

.

.



ग

.

.



घ

.

.



च

.

.



छ

.

.










# The Five Senses.

Match the pictures to the correct senses.

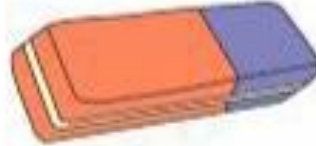


# Long vs Short

1. which is longer?



2. which is shorter?



3. which is shorter?



4. which is longer?



5. which is longer?



6. which is shorter?



NAME: \_\_\_\_\_

CLASS: \_\_\_\_\_

DATE: \_\_\_\_\_

# SEASONS

Connect the seasons with wearable.



WINTER



RAINY



SUMMER

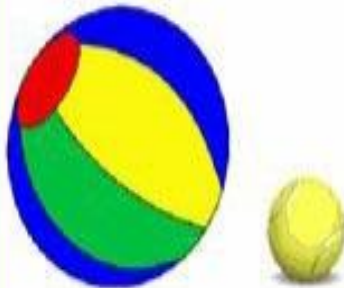


SPRING




Look at the pictures in the boxes. Answer the questions by circling the correct picture.

Which is bigger?



Which is smaller?




Which is smaller?



Which is bigger?



Which is smaller?

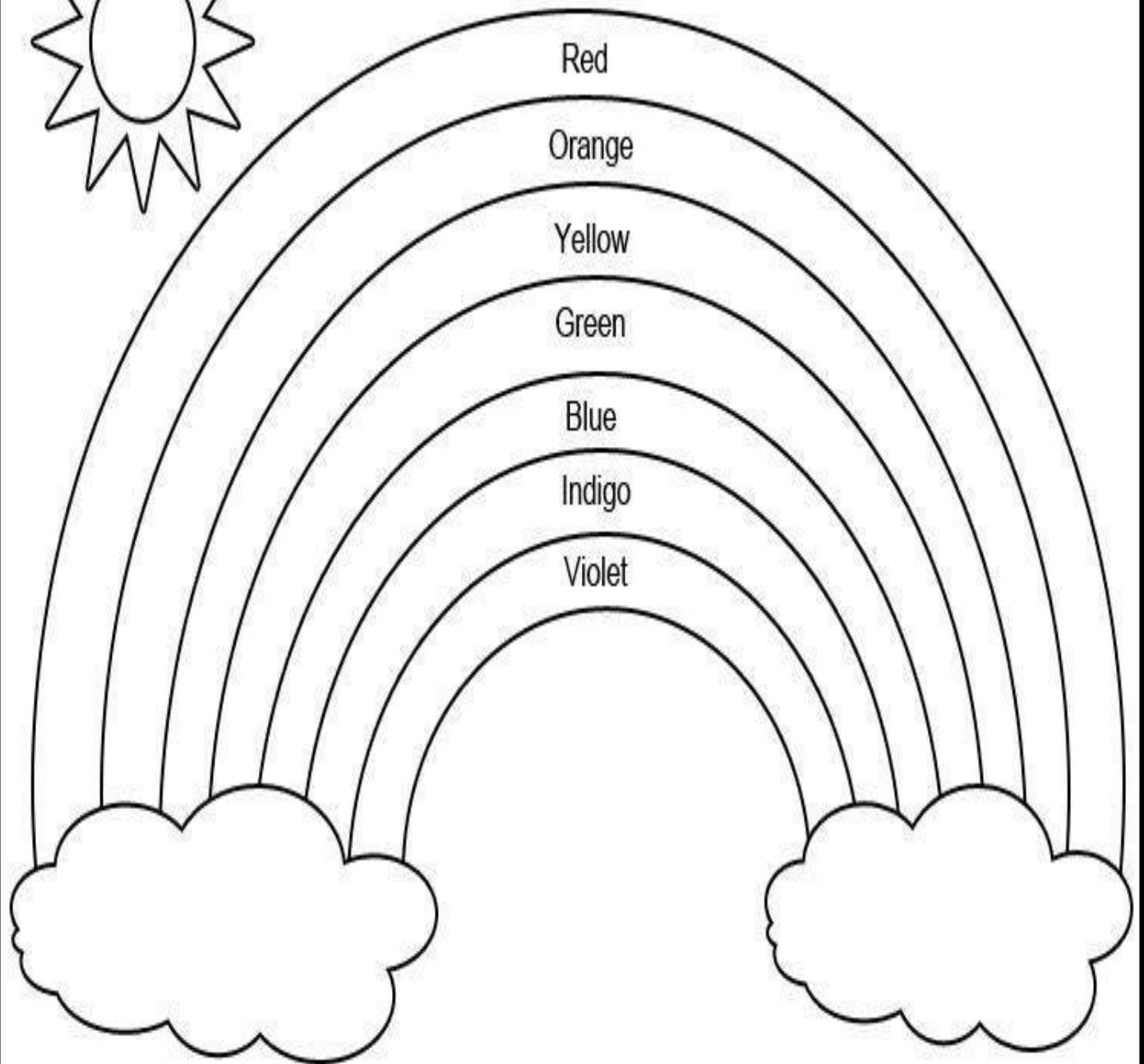



Which is bigger?







# Color the Rainbow



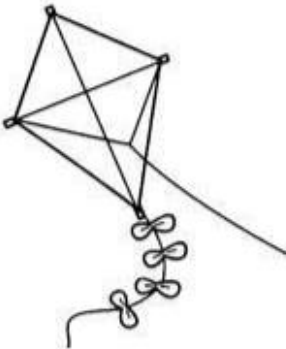
# Write the First Letter of Pictures



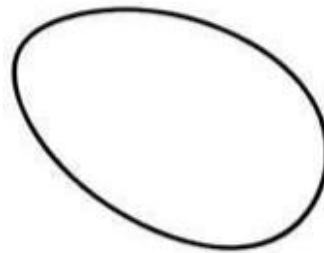
\_\_\_\_\_




\_\_\_\_\_



\_\_\_\_\_




\_\_\_\_\_



\_\_\_\_\_



\_\_\_\_\_



\_\_\_\_\_



\_\_\_\_\_



\_\_\_\_\_



\_\_\_\_\_